

Signify Classified - Internal
Cooper Lighting Solutions Photometric Lab
1121 Highway 74 South
Peachtree City, GA 30269



Scaled data based on original data using
LM-79-08 Approved Method: Electrical and Photometric Measurements of Solid-
State Lighting Products

Test Report Prepared for
Cooper Lighting Solutions
(formerly Eaton)

Brand: McGRAW-EDISON

Report Number: P833530

Luminaire Tested: **TTN-D2-735-U-MQ-CG-UPL1**

Issue Date: 5/15/2024

Test Information

Test Method: LM-79-08
Report Number: P833530
REPORT IS FROM IESNA LM-79-08 TEST DATA - UPLIGHT (G3-2308-121-4) AND
Test Lab: INNOVATION CENTER
Issue Date: 5/15/2024
Manufacturer: COOPER LIGHTING SOLUTIONS (FORMERLY EATON)
Product Line: MCGRAW-EDISON
Catalog Number: TTN-D2-735-U-MQ-CG-UPL1
Description: TOPTIER NANO LED PARKING GARAGE LUMINAIRE WITH UPLIGHT
3500K, 70 CRI LEDS AND MEDIUM DISTRIBUTION WITH CLEAR GLASS
Light Source: -
Ballast/Driver: -

Summary

Lumens per Lamp: N/A
Luminaire Lumens: 5381.9 lumens
Efficiency: N/A
Efficacy: 119.3 lumens/watt
Luminous Opening: Vertical Cylinder (Dia: 0.71' x H: 0.1')
IES Classification: Type V - Short
BUG Rating: B2 - U3 - G1

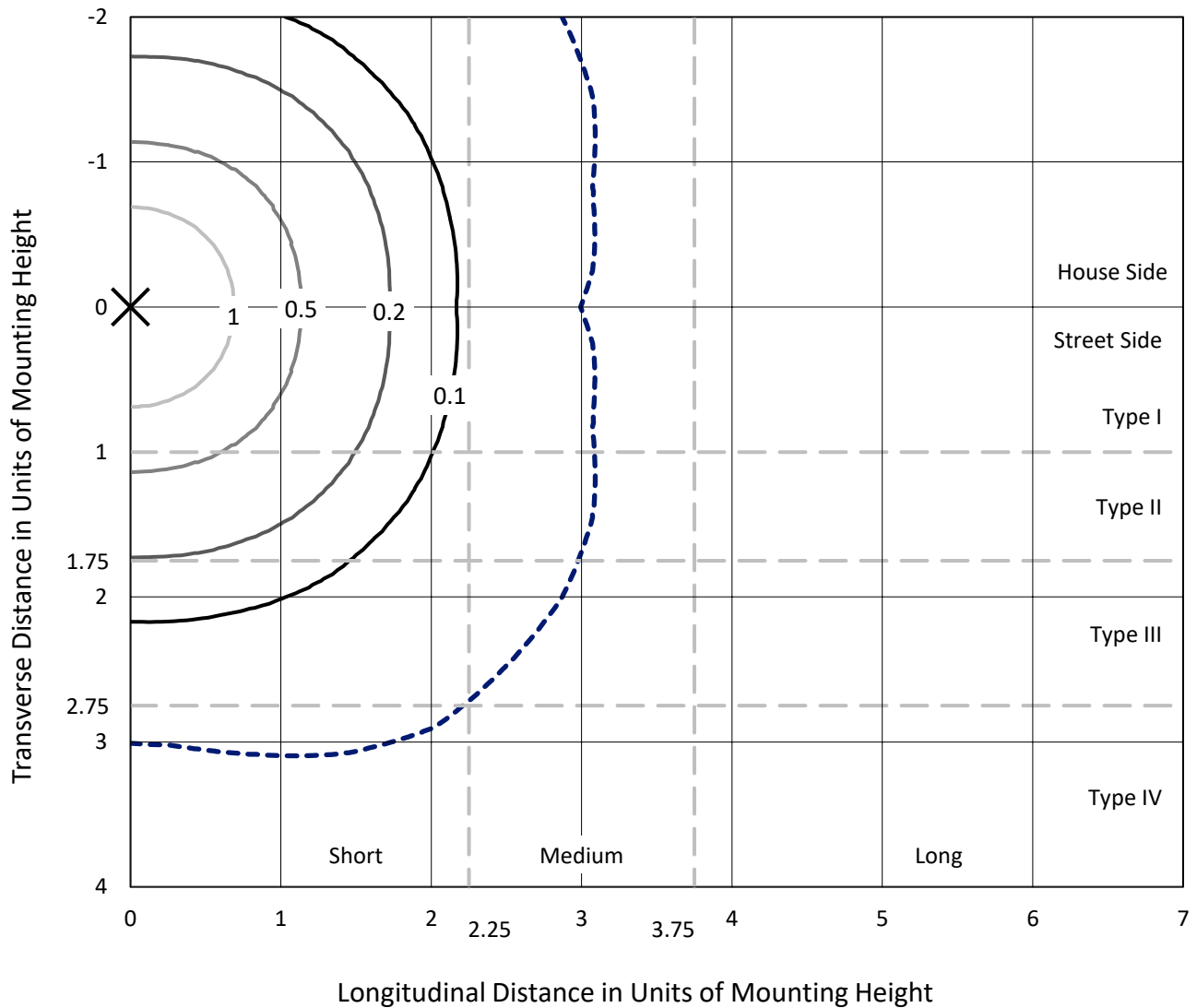
Input Watts (W): 45.1
Input Voltage (V): NR
Input Current (Ain): NR
Voltage Rise (V): NR
Power Factor: NR
Total Harmonic Distortion (THDi): NR
Frequency (hertz): 60
Stabilization Time: NR
Operation Time: NR
Ambient Temperature (°C): NR
Test Distance: 24 FT



REPORT NUMBER: P833530
 CATALOG NUMBER: TTN-D2-735-U-MQ-CG-UPL1

Iso-Footcandle Lines of Horizontal Illumination

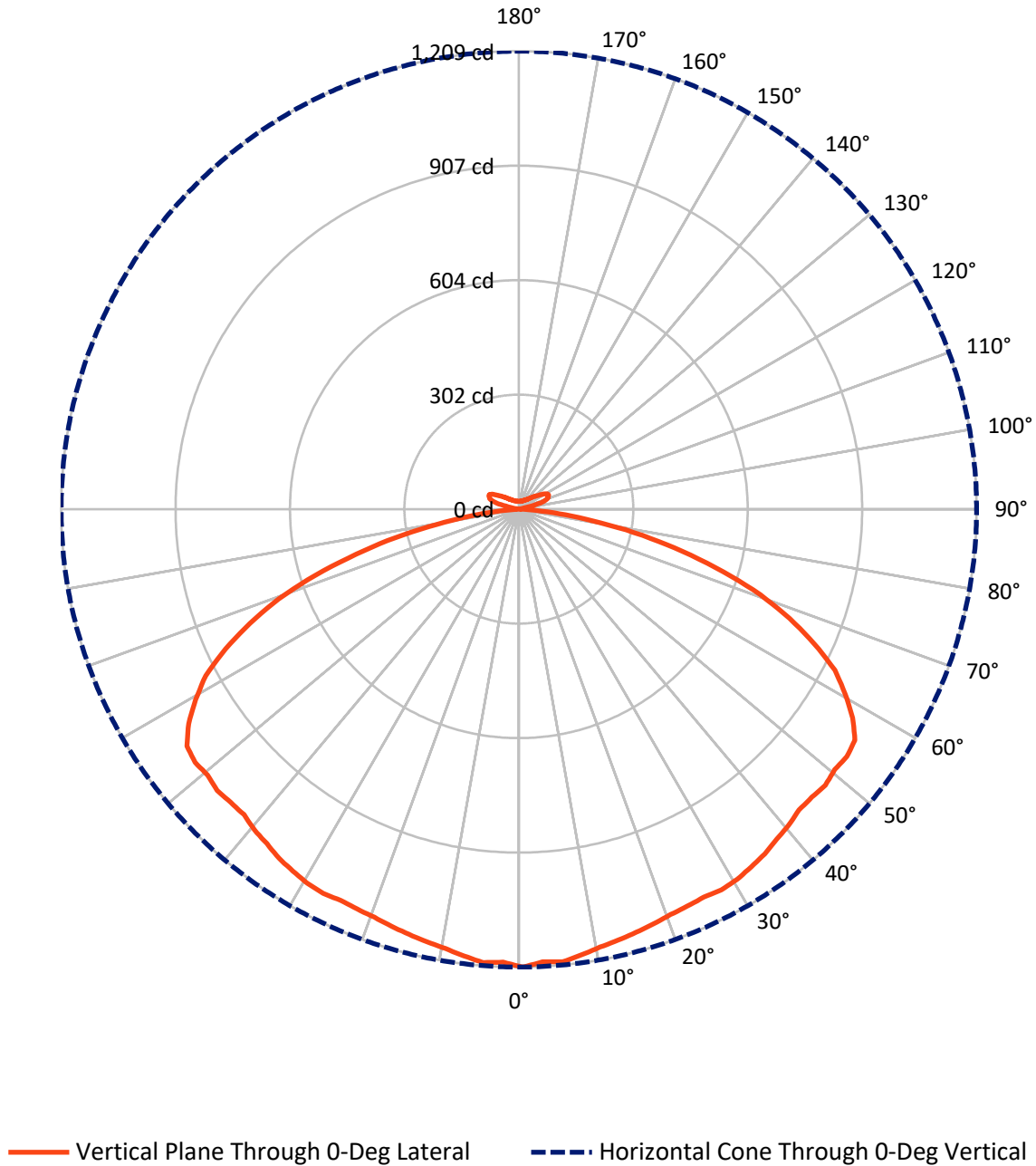
✕ Max cd
 - - - 1/2 Max cd



Based on 25 foot mounting height. Maximum calculated value = 1.9 fc
 Type V - Short - N/A

REPORT NUMBER: P833530
CATALOG NUMBER: TTN-D2-735-U-MQ-CG-UPL1

Luminous Intensity Polar Plot



REPORT NUMBER: P833530
 CATALOG NUMBER: TTN-D2-735-U-MQ-CG-UPL1

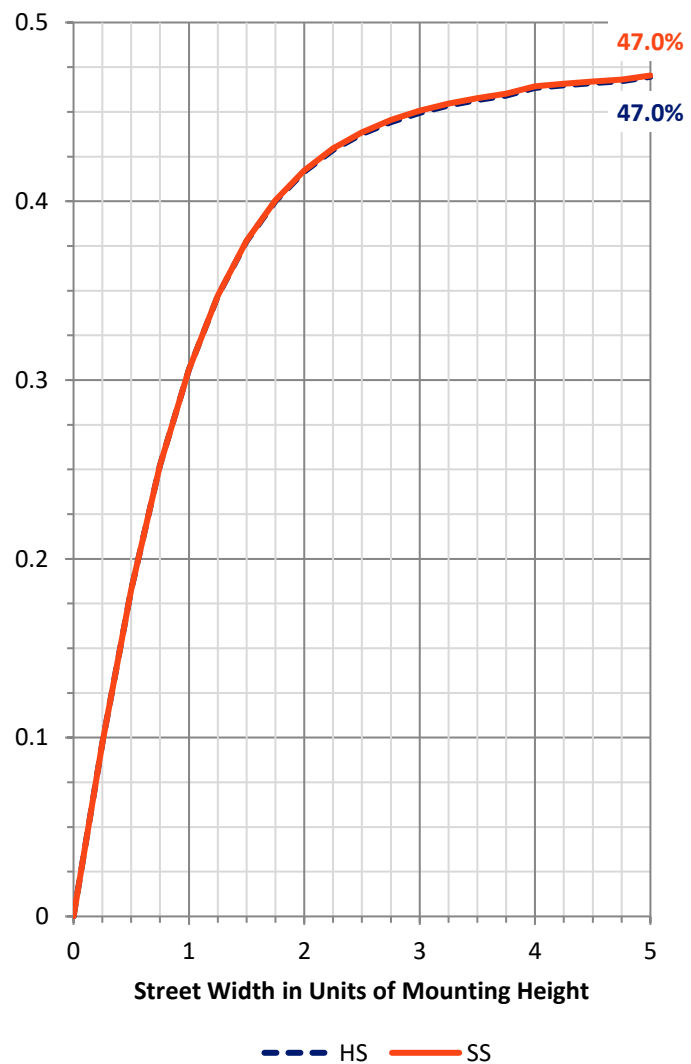
FLUX DISTRIBUTION:

		Downward	Upward	Total
House Side	Lumens	2540.7	150.2	2691.0
	% Fixture	47.2	2.8	50.0
Street Side	Lumens	2540.7	150.2	2691.0
	% Fixture	47.2	2.8	50.0
Total	Lumens	5081.4	300.5	5381.9
	% Fixture	94.4	5.6	100.0

Coefficient of Utilization

ZONAL LUMENS:

Zone	Lumens	% Fixture
0°-10°	113.5	2.1
10°-20°	328.4	6.1
20°-30°	528.3	9.8
30°-40°	705.7	13.1
40°-50°	857.4	15.9
50°-60°	996.2	18.5
60°-70°	919.1	17.1
70°-80°	538.1	10.0
80°-90°	94.7	1.8
90°-100°	6.7	0.1
100°-110°	68.2	1.3
110°-120°	99.6	1.9
120°-130°	57.8	1.1
130°-140°	30.6	0.6
140°-150°	18.2	0.3
150°-160°	11.2	0.2
160°-170°	6.1	0.1
170°-180°	2.0	0.0
0°-90°	5081.4	94.4
0°-180°	5381.9	100.0



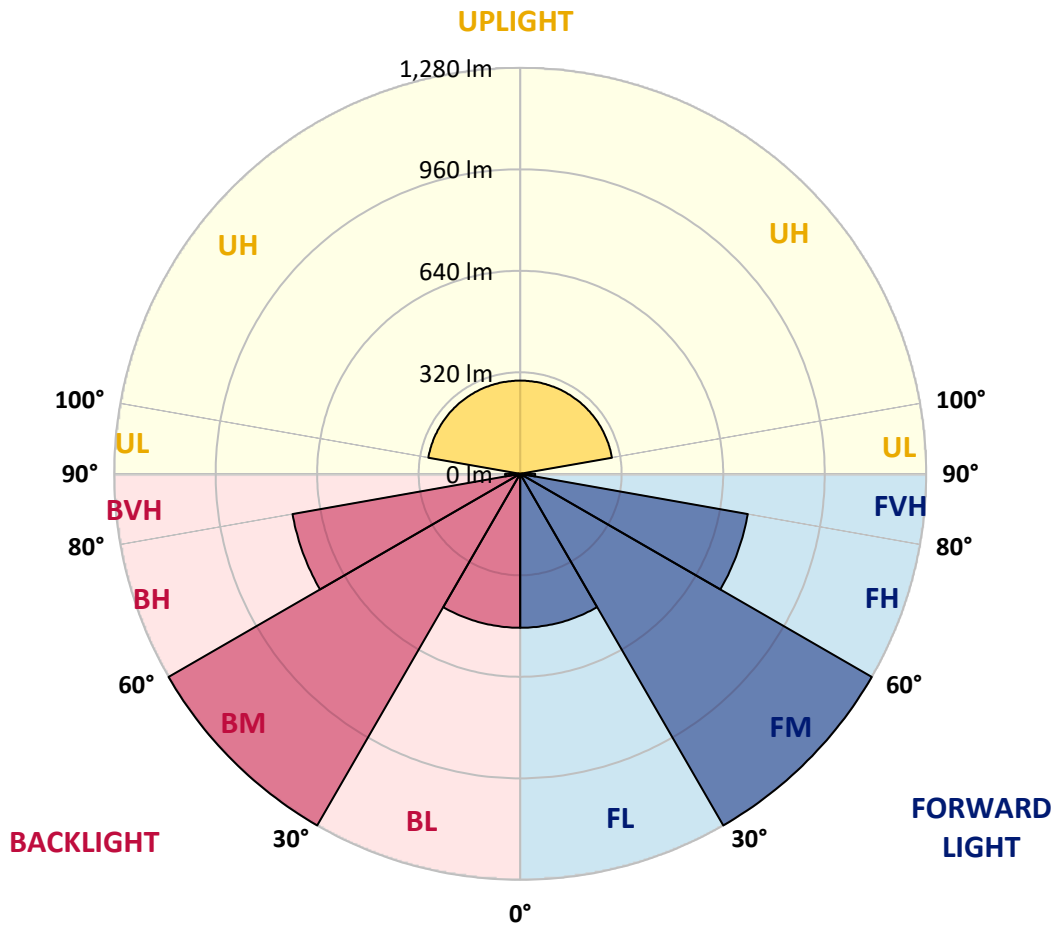
REPORT NUMBER: P833530
 CATALOG NUMBER: TTN-D2-735-U-MQ-CG-UPL1

LUMINAIRE CLASSIFICATION SYSTEM LUMEN TABLE AND BUG RATING:

Zone	Lumens	% Fixture	Zone Rating/Lumen Limit		
			B	U	G
FL (0°-30°)	485.1	9.0			
FM (30°-60°)	1279.7	23.8			
FH (60°-80°)	728.6	13.5			G1/1800
FVH (80°-90°)	47.3	0.9			G1/100
BL (0°-30°)	485.1	9.0	B1/500		
BM (30°-60°)	1279.7	23.8	B2/2500		
BH (60°-80°)	728.6	13.5	B2/1000		G1/1800
BVH (80°-90°)	47.3	0.9			G1/100
UL (90°-100°)	6.7	0.1		U1/10	
UH (100°-180°)	293.8	5.5		U3/500	

BUG Rating: B2-U3-G1

Type V Short





REPORT NUMBER: P833530

CATALOG NUMBER: TTN-D2-735-U-MQ-CG-UPL1

CANDELA DISTRIBUTION (FULL):

	0°	5°	15°	25°	35°	45°	55°	65°	75°	85°	90°
0°	1208.8	1208.8	1208.8	1208.8	1208.8	1208.8	1208.8	1208.8	1208.8	1208.8	1208.8
2.5°	1196.4	1200.5	1196.4	1196.4	1196.4	1196.4	1196.4	1196.4	1196.4	1196.4	1200.5
5°	1200.5	1200.5	1200.5	1200.5	1196.4	1196.4	1196.4	1196.4	1196.4	1200.5	1200.5
7.5°	1188.1	1188.1	1188.1	1188.1	1188.1	1184.0	1188.1	1188.1	1188.1	1188.1	1188.1
10°	1175.8	1175.8	1175.8	1175.8	1175.8	1175.8	1175.8	1175.8	1175.8	1175.8	1175.8
12.5°	1167.5	1167.5	1167.5	1167.5	1167.5	1167.5	1167.5	1167.5	1167.5	1163.4	1163.4
15°	1159.3	1159.3	1159.3	1159.3	1163.4	1163.4	1159.3	1159.3	1159.3	1159.3	1159.3
17.5°	1151.0	1151.0	1151.0	1151.0	1155.1	1155.1	1155.1	1151.0	1151.0	1151.0	1151.0
20°	1142.8	1142.8	1142.8	1142.8	1146.9	1146.9	1146.9	1146.9	1146.9	1142.8	1142.8
22.5°	1138.6	1138.6	1138.6	1138.6	1142.8	1142.8	1142.8	1142.8	1138.6	1138.6	1138.6
25°	1134.5	1138.6	1138.6	1138.6	1142.8	1146.9	1146.9	1142.8	1138.6	1134.5	1134.5
27.5°	1138.6	1138.6	1138.6	1142.8	1142.8	1146.9	1146.9	1142.8	1138.6	1138.6	1138.6
30°	1134.5	1134.5	1134.5	1138.6	1142.8	1146.9	1142.8	1142.8	1138.6	1134.5	1134.5
32.5°	1126.3	1126.3	1130.4	1134.5	1138.6	1138.6	1138.6	1134.5	1130.4	1126.3	1126.3
35°	1118.0	1118.0	1118.0	1122.1	1130.4	1130.4	1130.4	1126.3	1122.1	1118.0	1113.9
37.5°	1105.6	1109.7	1109.7	1118.0	1122.1	1126.3	1122.1	1118.0	1109.7	1105.6	1105.6
40°	1097.4	1097.4	1101.5	1109.7	1118.0	1118.0	1113.9	1109.7	1101.5	1097.4	1097.4
42.5°	1085.0	1085.0	1093.2	1101.5	1113.9	1113.9	1109.7	1101.5	1093.2	1085.0	1085.0
45°	1085.0	1085.0	1093.2	1109.7	1118.0	1126.3	1118.0	1109.7	1093.2	1085.0	1080.9
47.5°	1089.1	1089.1	1097.4	1118.0	1134.5	1142.8	1130.4	1113.9	1097.4	1089.1	1085.0
50°	1080.9	1085.0	1101.5	1122.1	1142.8	1146.9	1142.8	1118.0	1101.5	1080.9	1080.9
52.5°	1085.0	1085.0	1105.6	1138.6	1159.3	1167.5	1159.3	1138.6	1101.5	1080.9	1080.9
55°	1076.7	1072.6	1101.5	1138.6	1171.6	1188.1	1171.6	1138.6	1097.4	1072.6	1068.5
57.5°	1039.6	1039.6	1076.7	1113.9	1155.1	1163.4	1151.0	1113.9	1072.6	1039.6	1031.4
60°	990.1	994.2	1031.4	1072.6	1109.7	1113.9	1105.6	1072.6	1031.4	994.2	981.9
62.5°	936.5	944.7	981.9	1023.1	1068.5	1076.7	1064.4	1023.1	973.6	948.9	928.2
65°	858.1	870.5	911.7	957.1	1006.6	1002.5	1002.5	953.0	915.9	874.6	854.0
67.5°	771.5	783.8	812.7	874.6	915.9	911.7	907.6	874.6	812.7	783.8	771.5
70°	676.6	684.8	713.7	775.6	812.7	816.8	804.5	771.5	713.7	693.1	672.5
72.5°	565.2	569.3	610.6	660.1	697.2	693.1	689.0	660.1	606.4	585.8	561.1
75°	445.5	449.7	486.8	532.2	561.1	556.9	552.8	532.2	486.8	462.1	441.4
77.5°	334.2	330.0	367.2	400.2	416.7	420.8	412.5	396.0	363.0	342.4	330.0
80°	218.6	214.5	247.5	272.3	284.7	284.7	280.5	268.2	243.4	226.9	218.6
82.5°	123.8	119.6	140.3	156.8	169.1	165.0	160.9	152.6	140.3	127.9	119.6
85°	45.4	45.4	57.8	66.0	74.3	74.3	70.1	66.0	53.6	49.5	45.4
87.5°	4.1	4.1	8.3	12.4	12.4	12.4	8.3	8.3	4.1	4.1	4.1
90°	2.6	2.6	3.1	3.1	3.1	3.1	3.1	3.1	3.1	2.6	2.6
92.5°	2.6	2.6	2.6	3.6	4.1	3.6	4.1	3.1	3.1	2.6	2.6
95°	3.1	3.1	3.6	4.6	5.7	6.2	6.2	3.6	3.6	3.1	3.1
97.5°	4.1	4.6	4.6	5.7	9.3	17.0	10.3	5.1	5.1	4.6	4.1
100°	6.7	7.2	7.2	12.9	27.2	36.5	26.2	13.4	9.8	7.2	7.2
102.5°	21.6	22.6	27.8	41.6	61.7	56.0	47.3	44.7	30.8	24.7	23.6
105°	55.0	54.5	58.6	69.4	86.4	84.8	78.1	70.9	61.2	56.5	56.5
107.5°	72.5	72.5	76.1	85.3	98.2	114.6	116.2	92.0	80.7	75.6	75.0
110°	81.7	81.7	84.8	92.5	109.5	132.6	131.6	113.6	99.7	93.0	92.0



REPORT NUMBER: P833530

CATALOG NUMBER: TTN-D2-735-U-MQ-CG-UPL1

CANDELA DISTRIBUTION (continued):

	0°	5°	15°	25°	35°	45°	55°	65°	75°	85°	90°
112.5°	83.8	84.3	88.4	100.2	118.7	129.0	124.4	117.2	111.0	105.9	104.9
115°	86.9	86.9	91.5	102.8	113.1	117.2	112.1	106.4	102.3	100.2	101.3
117.5°	85.8	87.4	88.4	94.6	101.3	104.4	101.8	94.1	91.0	90.0	88.4
120°	79.7	79.7	80.7	83.8	87.4	88.9	87.9	82.8	80.2	79.7	78.6
122.5°	70.9	71.5	70.9	72.5	75.0	76.6	75.6	71.5	70.4	70.4	69.4
125°	62.2	62.2	61.7	62.7	64.3	63.7	64.3	62.2	61.7	61.7	61.2
127.5°	56.0	55.5	54.5	55.0	55.5	55.5	56.0	54.0	54.5	55.0	54.5
130°	49.9	49.9	48.8	48.8	48.8	47.8	48.8	47.8	48.3	48.8	49.3
132.5°	44.2	44.2	42.7	42.2	42.2	42.2	42.7	42.2	43.2	44.2	44.2
135°	39.6	39.6	38.0	38.6	38.6	38.0	38.6	38.0	39.1	39.6	39.6
137.5°	36.0	36.0	35.0	35.0	35.0	34.4	35.0	35.0	35.5	36.5	37.0
140°	32.9	32.9	32.4	32.4	31.9	32.4	32.4	32.4	32.9	33.4	33.4
142.5°	31.4	30.8	30.3	29.8	30.3	30.3	30.3	29.8	30.3	31.4	31.4
145°	28.8	28.8	28.3	28.3	28.3	28.8	28.3	28.3	28.8	28.8	29.3
147.5°	27.2	27.2	26.7	27.2	27.2	27.2	27.2	26.7	27.2	27.2	27.8
150°	26.7	26.2	25.7	26.2	26.2	25.7	25.7	25.7	25.7	26.2	26.2
152.5°	25.2	25.2	24.7	25.2	24.7	24.7	24.7	24.7	24.7	25.2	25.7
155°	24.2	24.2	23.6	24.2	24.2	24.2	24.2	24.2	24.2	24.2	24.2
157.5°	23.1	23.6	23.1	23.1	23.1	23.1	23.1	23.1	23.1	23.6	23.6
160°	22.6	22.6	22.6	22.6	22.1	22.1	22.1	22.6	22.6	22.6	23.1
162.5°	22.1	22.1	22.1	22.1	21.6	21.6	21.6	21.6	22.1	22.1	22.6
165°	22.1	21.6	21.6	21.6	21.1	21.1	21.1	21.1	21.6	22.1	21.6
167.5°	21.1	21.1	21.1	21.1	21.1	20.6	20.6	21.1	21.1	21.1	21.6
170°	21.1	21.1	20.6	20.6	20.6	20.6	20.6	20.6	20.6	20.6	21.1
172.5°	21.1	21.1	21.1	21.1	20.6	20.6	20.6	20.6	20.6	21.1	21.1
175°	21.1	21.1	21.1	21.1	20.6	20.6	20.6	21.1	21.1	21.1	20.6
177.5°	21.1	21.1	21.1	21.1	20.6	21.1	21.1	21.1	21.1	21.1	21.1
180°	21.1	21.1	21.1	21.1	21.1	21.1	21.1	21.1	21.1	21.1	21.1

Cooper Lighting Solutions Photometric Lab
1121 Highway 74 South
Peachtree City, GA 30269



LM-79-2019: Approved Method: Electrical and Photometric Measurements of Solid-State Lighting Products

Report Prepared for

Cooper Lighting Solutions

MCGRAW EDISON

Report Number: SP1-2411-284-1

Test Date: 11/15/2024

Luminaire Tested: TTN-D0-735-U-WQ

Data in this report applies to TT and TTN families of products

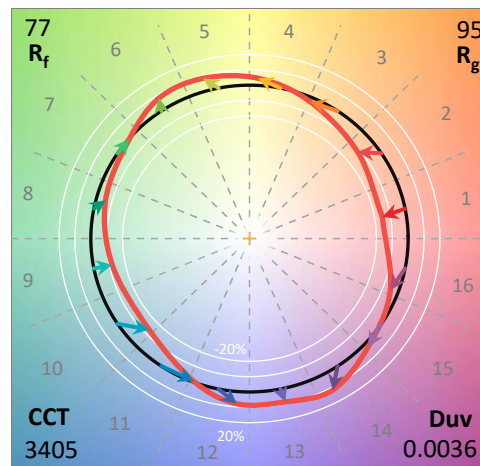
Test Information

Test Method: LM-79-2019
 Report Number: SP1-2411-284-1
 Test Lab: COOPER LIGHTING SOLUTIONS
 Photometer: SP1 - 76IN SPHERE
 Measurement Geometry: 4π
 Issue Date: 11/15/2024
 Manufacturer: COOPER LIGHTING SOLUTIONS
 Product Line: MCGRAW EDISON
 Catalog Number: **TTN-D0-735-U-WQ**
 Description: TOPTIER NANO LED PARKING GARAGE LUMINAIRE. 3500K, 70 CRI LEDS AND WIDE DISTRIBUTION

Spectral Parameters

CCT (K): 3405
 CIE u': 0.2365
 CIE v': 0.5180
 Duv: 0.0036
 CIE x: 0.4148
 CIE y: 0.4038
 CIE z: 0.1814
 Peak Wavelength (nm): 596
 Dominant Wavelength (nm): 579
 Purity: 45.70672
 Rf: 76.6
 Rg: 95.4

CRI (Ra):	73.9		
R1:	71.3	R9:	-18.0
R2:	80.3	R10:	53.1
R3:	87.8	R11:	68.6
R4:	73.2	R12:	42.6
R5:	69.8	R13:	72.5
R6:	71.8	R14:	92.7
R7:	82.8	R15:	64.3
R8:	54.1		



Test Conditions

Stabilization Time: 38M
 Operation Time: 1H 38M
 Sphere Temperature (°C): 24.9

REPORT NUMBER: SP1-2411-284-1

Measurement and Test Equipment			
Instrument	Identification Number	Calibration Date	Calibration Due Date
Photometer	IN0058	6/18/2024	12/18/2024
Power Meter	INXT2011004	2/8/2024	2/8/2025
AC Power Source	IN0063	10/22/2024	10/22/2025
DC Power Source	IN0208	10/22/2024	10/22/2025
Sphere Thermometer	IN0085	10/22/2024	10/22/2025
Room Thermometer	IN0046	10/22/2024	10/22/2025

REPORT NUMBER: SP1-2411-284-1

CIE 1931 Chromaticity Diagram



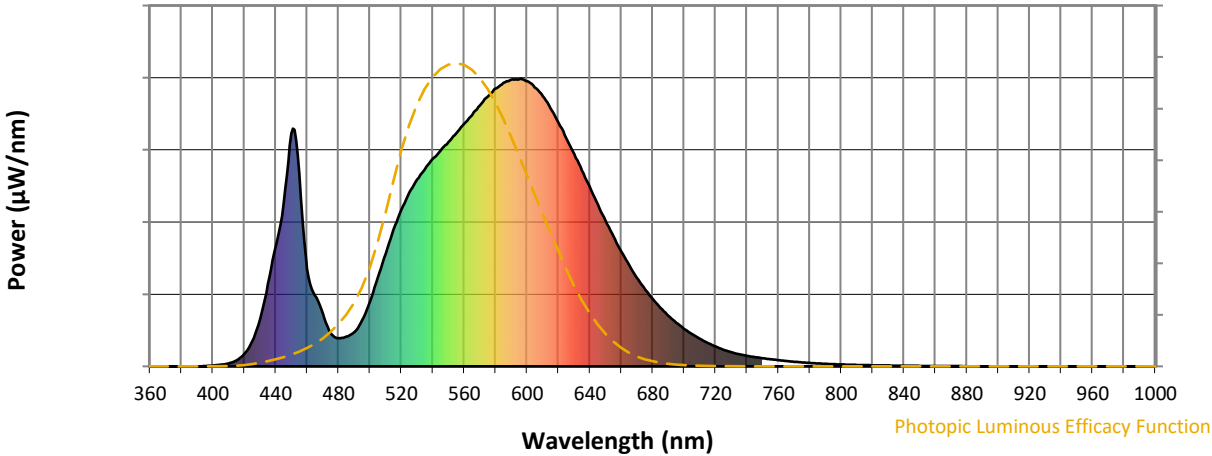
CIE 1931 Chromaticity Diagram with 2017 ANSI 7-Step and 4-Step Quadrangles



Point lies inside the ANSI 3500K 4-step quadrangle

REPORT NUMBER: SP1-2411-284-1

Photopic Flux vs. Wavelength



Photopic Lumens: NR

λ (nm)	Power W [^] /nm	Lumens (φ/nm)	λ (nm)	Power W [^] /nm	Lumens (φ/nm)	λ (nm)	Power W [^] /nm	Lumens (φ/nm)	λ (nm)	Power W [^] /nm	Lumens (φ/nm)	λ (nm)	Power W [^] /nm	Lumens (φ/nm)
360	0	NR	490	119	NR	620	846	NR	750	28	NR	880	1	NR
365	0	NR	495	160	NR	625	793	NR	755	25	NR	885	0	NR
370	0	NR	500	225	NR	630	739	NR	760	22	NR	890	0	NR
375	0	NR	505	308	NR	635	681	NR	765	19	NR	895	0	NR
380	0	NR	510	392	NR	640	623	NR	770	16	NR	900	0	NR
385	0	NR	515	474	NR	645	563	NR	775	14	NR	905	0	NR
390	0	NR	520	545	NR	650	506	NR	780	12	NR	910	0	NR
395	1	NR	525	603	NR	655	451	NR	785	10	NR	915	0	NR
400	3	NR	530	649	NR	660	399	NR	790	9	NR	920	0	NR
405	5	NR	535	687	NR	665	352	NR	795	8	NR	925	0	NR
410	11	NR	540	721	NR	670	307	NR	800	6	NR	930	0	NR
415	21	NR	545	751	NR	675	268	NR	805	6	NR	935	0	NR
420	43	NR	550	779	NR	680	234	NR	810	5	NR	940	0	NR
425	88	NR	555	811	NR	685	203	NR	815	4	NR	945	0	NR
430	163	NR	560	843	NR	690	176	NR	820	4	NR	950	0	NR
435	288	NR	565	873	NR	695	152	NR	825	3	NR	955	0	NR
440	416	NR	570	907	NR	700	131	NR	830	3	NR	960	0	NR
445	566	NR	575	938	NR	705	112	NR	835	3	NR	965	0	NR
450	810	NR	580	965	NR	710	96	NR	840	2	NR	970	0	NR
455	669	NR	585	986	NR	715	81	NR	845	2	NR	975	0	NR
460	338	NR	590	997	NR	720	69	NR	850	2	NR	980	0	NR
465	246	NR	595	997	NR	725	58	NR	855	1	NR	985	0	NR
470	182	NR	600	991	NR	730	49	NR	860	1	NR	990	0	NR
475	115	NR	605	968	NR	735	42	NR	865	1	NR	995	0	NR
480	97	NR	610	939	NR	740	37	NR	870	1	NR	1000	0	NR
485	103	NR	615	896	NR	745	32	NR	875	1	NR			

REPORT NUMBER: SP1-2411-284-1

Scotopic Flux vs. Wavelength



Scotopic Lumens: NR

S/P: 1.33

λ (nm)	Power W [^] /nm	Lumens (φ/nm)	λ (nm)	Power W [^] /nm	Lumens (φ/nm)	λ (nm)	Power W [^] /nm	Lumens (φ/nm)	λ (nm)	Power W [^] /nm	Lumens (φ/nm)	λ (nm)	Power W [^] /nm	Lumens (φ/nm)
360	0	NR	490	119	NR	620	846	NR	750	28	NR	880	1	NR
365	0	NR	495	160	NR	625	793	NR	755	25	NR	885	0	NR
370	0	NR	500	225	NR	630	739	NR	760	22	NR	890	0	NR
375	0	NR	505	308	NR	635	681	NR	765	19	NR	895	0	NR
380	0	NR	510	392	NR	640	623	NR	770	16	NR	900	0	NR
385	0	NR	515	474	NR	645	563	NR	775	14	NR	905	0	NR
390	0	NR	520	545	NR	650	506	NR	780	12	NR	910	0	NR
395	1	NR	525	603	NR	655	451	NR	785	10	NR	915	0	NR
400	3	NR	530	649	NR	660	399	NR	790	9	NR	920	0	NR
405	5	NR	535	687	NR	665	352	NR	795	8	NR	925	0	NR
410	11	NR	540	721	NR	670	307	NR	800	6	NR	930	0	NR
415	21	NR	545	751	NR	675	268	NR	805	6	NR	935	0	NR
420	43	NR	550	779	NR	680	234	NR	810	5	NR	940	0	NR
425	88	NR	555	811	NR	685	203	NR	815	4	NR	945	0	NR
430	163	NR	560	843	NR	690	176	NR	820	4	NR	950	0	NR
435	288	NR	565	873	NR	695	152	NR	825	3	NR	955	0	NR
440	416	NR	570	907	NR	700	131	NR	830	3	NR	960	0	NR
445	566	NR	575	938	NR	705	112	NR	835	3	NR	965	0	NR
450	810	NR	580	965	NR	710	96	NR	840	2	NR	970	0	NR
455	669	NR	585	986	NR	715	81	NR	845	2	NR	975	0	NR
460	338	NR	590	997	NR	720	69	NR	850	2	NR	980	0	NR
465	246	NR	595	997	NR	725	58	NR	855	1	NR	985	0	NR
470	182	NR	600	991	NR	730	49	NR	860	1	NR	990	0	NR
475	115	NR	605	968	NR	735	42	NR	865	1	NR	995	0	NR
480	97	NR	610	939	NR	740	37	NR	870	1	NR	1000	0	NR
485	103	NR	615	896	NR	745	32	NR	875	1	NR			

REPORT NUMBER: SP1-2411-284-1

Melanopic Flux vs. Wavelength



Melanopic Lumens: NR

M/P: 2.47

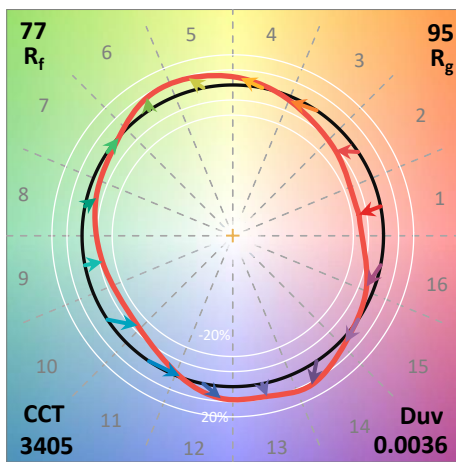
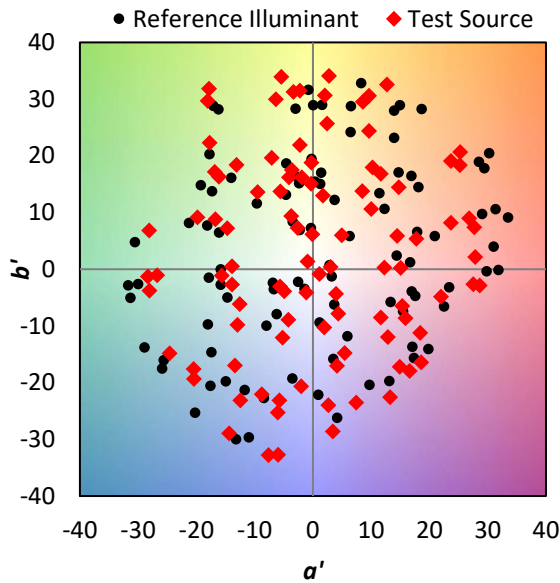
λ (nm)	Power W [^] /nm	Lumens (φ/nm)	λ (nm)	Power W [^] /nm	Lumens (φ/nm)	λ (nm)	Power W [^] /nm	Lumens (φ/nm)	λ (nm)	Power W [^] /nm	Lumens (φ/nm)	λ (nm)	Power W [^] /nm	Lumens (φ/nm)
360	0	NR	490	119	NR	620	846	NR	750	28	NR	880	1	NR
365	0	NR	495	160	NR	625	793	NR	755	25	NR	885	0	NR
370	0	NR	500	225	NR	630	739	NR	760	22	NR	890	0	NR
375	0	NR	505	308	NR	635	681	NR	765	19	NR	895	0	NR
380	0	NR	510	392	NR	640	623	NR	770	16	NR	900	0	NR
385	0	NR	515	474	NR	645	563	NR	775	14	NR	905	0	NR
390	0	NR	520	545	NR	650	506	NR	780	12	NR	910	0	NR
395	1	NR	525	603	NR	655	451	NR	785	10	NR	915	0	NR
400	3	NR	530	649	NR	660	399	NR	790	9	NR	920	0	NR
405	5	NR	535	687	NR	665	352	NR	795	8	NR	925	0	NR
410	11	NR	540	721	NR	670	307	NR	800	6	NR	930	0	NR
415	21	NR	545	751	NR	675	268	NR	805	6	NR	935	0	NR
420	43	NR	550	779	NR	680	234	NR	810	5	NR	940	0	NR
425	88	NR	555	811	NR	685	203	NR	815	4	NR	945	0	NR
430	163	NR	560	843	NR	690	176	NR	820	4	NR	950	0	NR
435	288	NR	565	873	NR	695	152	NR	825	3	NR	955	0	NR
440	416	NR	570	907	NR	700	131	NR	830	3	NR	960	0	NR
445	566	NR	575	938	NR	705	112	NR	835	3	NR	965	0	NR
450	810	NR	580	965	NR	710	96	NR	840	2	NR	970	0	NR
455	669	NR	585	986	NR	715	81	NR	845	2	NR	975	0	NR
460	338	NR	590	997	NR	720	69	NR	850	2	NR	980	0	NR
465	246	NR	595	997	NR	725	58	NR	855	1	NR	985	0	NR
470	182	NR	600	991	NR	730	49	NR	860	1	NR	990	0	NR
475	115	NR	605	968	NR	735	42	NR	865	1	NR	995	0	NR
480	97	NR	610	939	NR	740	37	NR	870	1	NR	1000	0	NR
485	103	NR	615	896	NR	745	32	NR	875	1	NR			

Summary

$R_f = 76.6$
 $R_g = 95.4$
 $CIE R_a = 73.9$
 $R_g = -18.0$

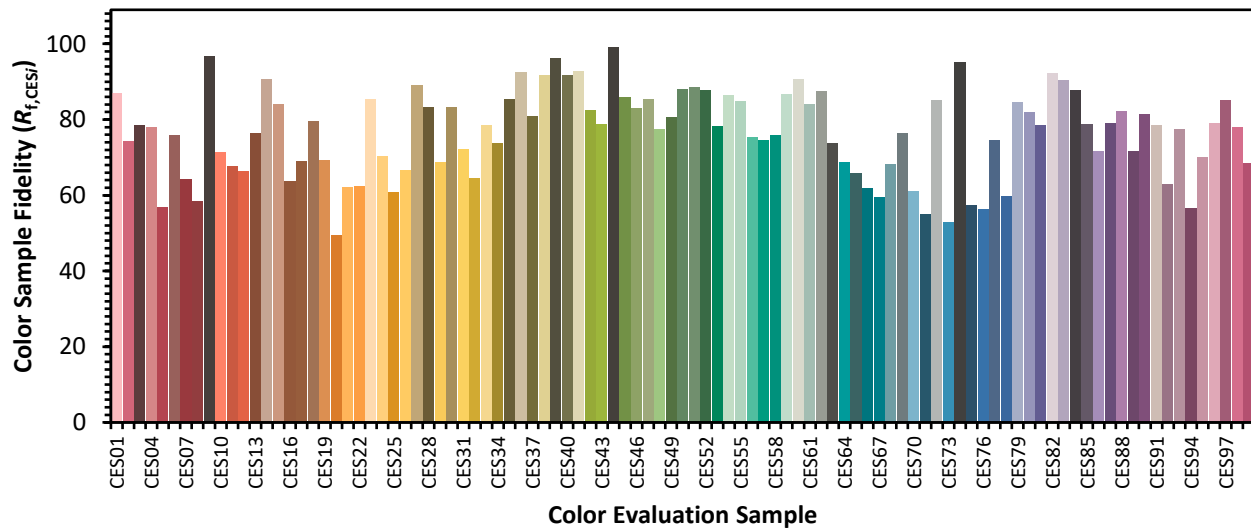


Color Vector Graphics

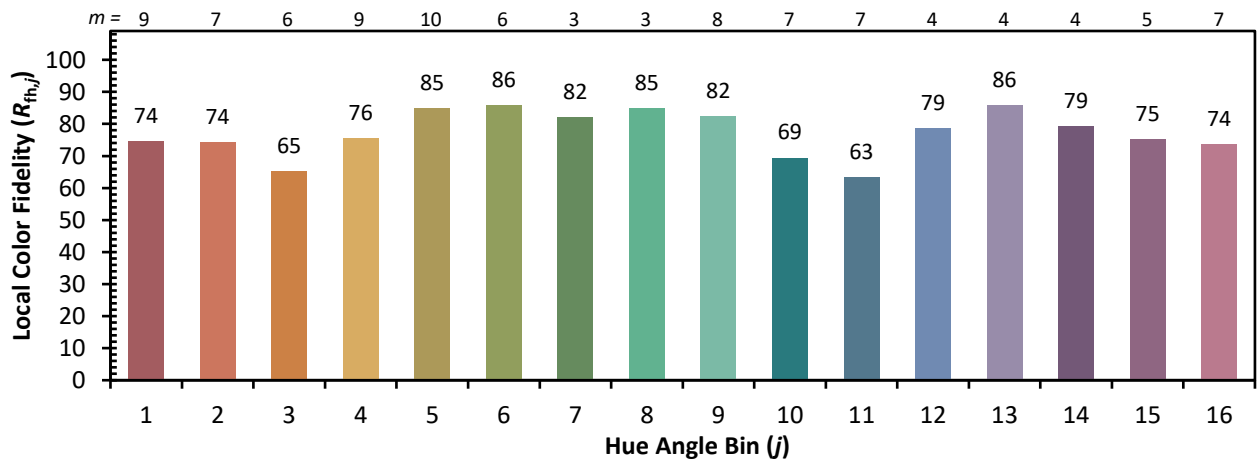


Individual Sample Fidelity Index ($R_{f,i}$)

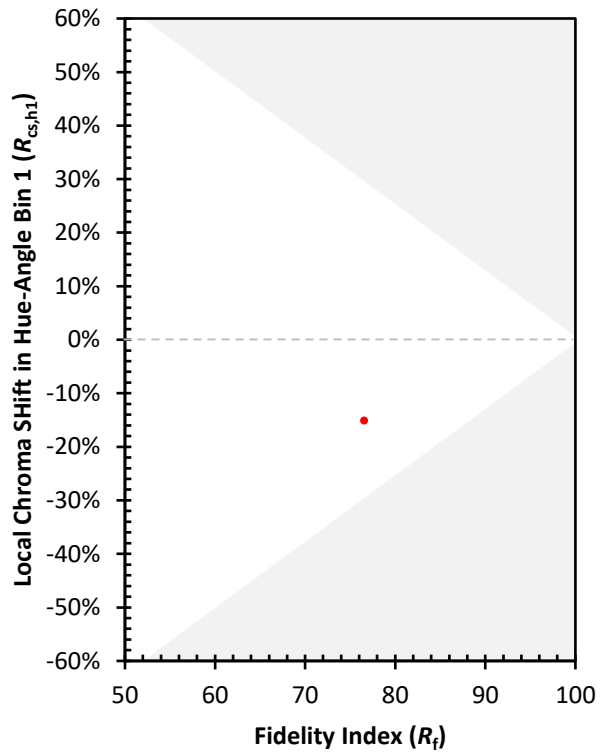
CES01 = 86	CES26 = 67	CES51 = 88	CES76 = 56
CES02 = 62	CES27 = 89	CES52 = 88	CES77 = 75
CES03 = 31	CES28 = 83	CES53 = 78	CES78 = 60
CES04 = 70	CES29 = 69	CES54 = 86	CES79 = 85
CES05 = 48	CES30 = 83	CES55 = 85	CES80 = 82
CES06 = 51	CES31 = 72	CES56 = 75	CES81 = 78
CES07 = 41	CES32 = 65	CES57 = 75	CES82 = 92
CES08 = 40	CES33 = 78	CES58 = 76	CES83 = 90
CES09 = 29	CES34 = 74	CES59 = 87	CES84 = 88
CES10 = 75	CES35 = 86	CES60 = 91	CES85 = 79
CES11 = 58	CES36 = 93	CES61 = 84	CES86 = 72
CES12 = 64	CES37 = 81	CES62 = 88	CES87 = 79
CES13 = 43	CES38 = 92	CES63 = 74	CES88 = 82
CES14 = 74	CES39 = 96	CES64 = 69	CES89 = 72
CES15 = 71	CES40 = 92	CES65 = 66	CES90 = 82
CES16 = 47	CES41 = 93	CES66 = 62	CES91 = 79
CES17 = 50	CES42 = 83	CES67 = 60	CES92 = 63
CES18 = 56	CES43 = 79	CES68 = 68	CES93 = 77
CES19 = 72	CES44 = 99	CES69 = 76	CES94 = 56
CES20 = 65	CES45 = 86	CES70 = 61	CES95 = 70
CES21 = 86	CES46 = 83	CES71 = 55	CES96 = 79
CES22 = 79	CES47 = 85	CES72 = 85	CES97 = 85
CES23 = 92	CES48 = 78	CES73 = 53	CES98 = 78
CES24 = 91	CES49 = 81	CES74 = 95	CES99 = 68
CES25 = 72	CES50 = 88	CES75 = 57	



Color Rendition by Hue-Angle Bin



Measure Comparisons



(END OF REPORT)